



THE
kitchen
COLLECTION



CONTENTS

Contemporary Kitchens	02
Classic Kitchens	36
1909 Kitchen Collection	82
Clever Storage Solutions	94
Handles	100

THE KITCHEN IS THE HEART OF THE HOME

All the more reason to make sure it's the one you really want. Whether you're looking for contemporary or classic styling, The Kitchen Collection has something to suit everyone.

You'll find an exceptional choice of materials and designs plus an impressive array of special features and accessories. And that means you never have to compromise when it comes to satisfying your own individual taste.

We're experts at creating kitchens with a personal touch.





CONTEMPORARY KITCHENS

CONTEMPORARY COLOUR PALETTE (MATT & GLOSS OPTIONS)



CONTEMPORARY COLOUR PALETTE

Our contemporary colour palette is available in a matt or high gloss finish in the following door ranges Inzo, Remo and Tomba.

With a choice of 20 painted colours, there's a look to complement every colour scheme.



Indicates kitchen ranges that are available in further paint-to-order colours.

		
White	Beige	Dove Grey
		
Porcelain	Light Olive	Graphite
		
Alabaster	Stone Grey	Black
		
Almond	Cashmere	Brown Grey
		
Truffle	Lava	Aubergine
		
Vino	Saffron	Silver Grey
		
Chalk Blue	Spearmint	



PORTER

Porter is a simple slab door design that is perfect for creating a modern look. Porter's colour palette, in matt and gloss finishes, has been carefully chosen to offer a contemporary range that complements a wide range of materials and finishes.

Porter Doors

MATT



White Porcelain Cashmere Dove Grey Graphite

GLOSS



White Porcelain Alabaster Beige Cashmere Dove Grey Graphite



PORTER SHOWN IN DOVE GREY

The light neutral dove grey finish allows you to introduce stronger wall and flooring tones into your design and the lacquered finish delivers the perfect high gloss look.

WORKTOPS SHOWN:
Strata Quartz - Crystal Grey | Marbled White

HANDLES SHOWN:
H1012.160.SS | H1013.192.SS | H1014.128.BC



STORAGE IDEA

Kesseböhmer larder pull-out
All your food items are easy to see
and reach with smooth soft close.

For further storage options see page 94



PORTER

SHOWN IN MATT CASHMERE
WITH CHARACTER GRAPHITE

Cashmere, is an understated tone that embodies a sophisticated air of modernity. Porter's simple styling enhances the subtle warmth of the colour and contrasts beautifully with the character graphite doors.





WORKTOPS SHOWN:
Bianco Rivers - Silestone

PORTER

SHOWN IN WHITE & CHALK BLUE

This compact U-shaped kitchen design really does make the best use of the space available. The circular rubberwood breakfast bar is a design feature as well as a practical eating space. The grey quartz worktop, with a moulded sink, provides a seamless finish and maintains the contemporary feel of the kitchen.



STORAGE IDEA

Kesseböhmer studio
height LeMans II
Ideal for storing bulky pots
and pans, each anti-slip tray
swings out with ease.

For further storage options
see page 94





WORKTOPS SHOWN:
Silestone - Gris Expo
Natural Wood - Rubberwood

HANDLES SHOWN:
H861.160.SS | H862.224.SS

AVANT

Crisp modern styling is the hallmark of the Avant range. The high gloss finish has space-enhancing qualities and is perfect for creating a light and airy contemporary interior.

Avant Doors



White

Alabaster

Ebony





AVANT SHOWN IN ALABASTER

Shown in Alabaster this kitchen features wall hung cabinets and contrasting quartz worktops.

ABOVE - WORKTOPS SHOWN:
Strata Quartz - Meteor Brown
Silestone - Polar Cap

HANDLE SHOWN:
H744.160.SS

AVANT SHOWN IN WHITE

This double galley kitchen offers plenty of options for preparation, dining and storage space. Experiment with height and depths of worktop materials to give the room interest.



STORAGE IDEA

Kesseböhmer tandem larder
The perfect way to store non-perishable foodstuffs, this larder creates a practical, well-arranged storage system.

For further storage options
see page 94





WORKTOPS SHOWN:
Hi-Macs - Alpine White

AVILON

Avilon's Shaker styling and ivory finish make it very adaptable to different tastes. Take the look from town to country, simply by swapping details such as handles and accessories.

Avilon Door



Ivory



STORAGE IDEA

Kesseböhmer base pull-out and YouBoXx

This compact center mounted pull-out makes contents easy to see and reach with a convenient soft-close.

For further storage options see page 94





WORKTOPS SHOWN:
Granite - Premium Black
Natural Wood - Prime Oak - Full slabe
Birch end grain

HANDLE SHOWN:
H819.160.SS

REMO

Remo with its integrated handle design allows effortless opening of doors, whilst creating a streamlined and uncluttered look.



Paint to order colours also available
See contemporary colour palette on page 04

Remo Doors

MATT



White Porcelain Cashmere Dove Grey Graphite

GLOSS




White Porcelain Alabaster Beige Cashmere Dove Grey Silver Grey Graphite

WOODGRAIN



Elm



REMO

SHOWN IN SILVER GREY

This soft shade of grey creates a calming but contemporary feel to suit any setting.

A feature of this kitchen layout includes an integrated breakfast table that creates a social role to the kitchen whilst making the most of the space.

WORKTOPS SHOWN:
Silestone - Ariel



STORAGE IDEA

Kesseböhmer FREEfold lifters
Bi-fold lifters.

For further storage options see page 94



REMO

SHOWN IN GRAPHITE AND PORCELAIN

This compact U-shaped kitchen features straight lines, open storage and a worktop with a striking shark's nose profiled edge.



STORAGE IDEA

Kesseböhmer Convoy Premio
An award-winning pull-out solution which can store the whole household's groceries.

For further storage options see page 94





WORKTOPS SHOWN:
Nero Assoluto (Honed)

REMO

SHOWN IN GLOSS ALABASTER

The alabaster finish is the perfect canvas for you to accessorise and consider using bolder paint colours on your walls. Gently curved base units beautifully soften the lines of the sociable island.

WORKTOPS SHOWN:
Silestone - Tigris Sand | Natural Wood - Bamboo



STORAGE IDEA

Kesseböhmer YouBoXx
Internal storage organisation.
Personalise your base unit pull-out.

For further storage options see page 94



REMO

SHOWN IN GLOSS CASHMERE

Cashmere is a warm yet sophisticated distinctive tone. Sitting in the palette between alabaster and beige, it gives you the freedom to accessorise with your own style and ideas.

WORKTOPS SHOWN:
Quartz - Merope Suede



REMO

SHOWN IN MATT WHITE

Our very popular Remo kitchen is shown here in the matt white finish. The smooth, matt painted finish of the door hides fingerprints and is easy to clean. The integrated handle design allows effortless opening of doors whilst maintaining a streamlined, uncluttered look.





WORKTOPS SHOWN:
Solid surfaces - Glacier White
with Oak feature strip | Savannah (sink area)

REMO

SHOWN IN GLOSS WHITE

The gloss white finish adds real impact to your design and any fingerprints or spillages are easily wiped away.



STORAGE IDEA

Kesseböhmer FREElight
Universal flap stay offers great value
at an attractive price

For further storage options see page 94





WORKTOPS SHOWN:
Granite - Nero Assoluto
Hi-Macs - Alpine White

REMO ELM

This light, modern woodgrain works as a whole kitchen or mixes well with other finishes from our painted palette of 20 colours.



STORAGE IDEA

Kesseböhmer iMove
Pull down system for wall units bringing the shelves into easy reach.

For further storage options see page 94





WORKTOPS SHOWN:
Hi-Macs - Ivory White
Hi-Macs - Black Sand (seating area)

INZO

SHOWN IN MATT LAVA & GLOSS PORCELAIN

Clean lines and a great selection of colours – this modern slab door introduces a streamlined look to any kitchen. The lacquered finish makes cleaning quick and easy.



Available in 20 paint to order colours
See contemporary colour palette on page 04



Curved design option
shown in Porcelain
and Chalk Blue.





WORKTOPS SHOWN:
Silestone - Pulsar (polished)
Silestone - Grey Amazon (Suede)
Natural Wood - Rustic Oak

HANDLE SHOWN:
H748.320.SS

TOMBA

SHOWN IN GLOSS WHITE

Tomba is a modern handleless kitchen that is sleek and strong on perspective. The stylish aluminium rail dispenses with the need for handles, whilst adding a striking visual aesthetic to the kitchen.



Paint to order colours also available
See contemporary colour palette on page 04

Tomba Door



Gloss White



STORAGE IDEA

Kesseböhmer 150mm base pull-out
Making good use of narrow space.

For further storage options see page 94





WORKTOPS SHOWN:
Grey Amazon Leather - Silestone
Silestone - Lyra

FEATURE DOOR FINISHES

A new range of accent doors in feature sizes.

Feature Doors



Reclaimed
Oak

Character
Graphite

Chalk
Blue

Feature
Black Glazed



Chalk Blue (matt) shown with Reclaimed Oak



Feature Black Glazed shown with Porter Porcelain (matt)



Reclaimed Oak shown with Graphite (matt)



Character Graphite
shown with Porter
Cashmere (matt)





CLASSIC KITCHENS

CLASSIC

COLOUR PALETTE

A choice of 32 colours available in Broadoak, Coleridge, Cornell, Langham, Milbourne, Milbourne In-frame, Milton, Mornigton Beaded, Mornington Shaker and The 1909 kitchen collection.

Your retailer can present a full range of samples to help you choose which style and colour is best for your home.



Indicates kitchen ranges that are available in further paint-to-order colours.

CLASSIC

COLOUR PALETTE (MATT ONLY)



			
Chalk	Parchment White	Porcelain	Ivory
			
Alabaster	Almond	Beige	Cashmere
			
Stone	Linen	Suede	Damson
			
Willow	Flint Grey	Sage	Partridge Grey
			
Trench Coat Grey	China Blue	Morris Blue	Copse Green
			
Cornflower	Spearmint	Moleskin	Hartforth Blue
			
Saffron	Umber	Charcoal	Graphite
			
Cranberry	Vino	Truffle	Slate

Note: Due to variables between photographic and print processes, colours shown in this brochure may vary from the actual product supplied.



MILBOURNE

The Milbourne design, with its chunky frame and subtle-textured finish, brings a hint of traditional values to the modern day kitchen with its enduring mix of Shaker styling and choice of colours. Typical of the simple, pure lines of Shaker style, Milbourne can be dressed up or down and whatever the styling, town house or country cottage, the result will fit today's modern lifestyle.



Paint to order colours also available
See classic colour palette on page 38

Milbourne Doors



Chalk Alabaster Almond Stone



Sage Partridge Grey Charcoal Oak



MILBOURNE SHOWN IN CHARCOAL

This compact kitchen features a practical-sized island for food preparation and dining. Open shelving further adds to the functionality.

WORKTOPS SHOWN:
Strata Quartz - Quartz Mirror | Natural Wood - Maple

HANDLE SHOWN:
H716.128.CH



MILBOURNE

SHOWN IN PARTRIDGE GREY

A clear glazed feature door and open shelving create decorative storage. The neutral yet very on trend Partridge Grey allows you to be bolder with your accent paint colours.



STORAGE IDEA

Kesseböhmer Tandem Solo
Open the door and everything comes out to you with height-adjustable shelves.

For further storage options see page 94





WORKTOP SHOWN:
Granite - Mystic Grey Leather
Solid Surface - Hi-Macs Banana

HANDLES SHOWN:
H1070.64.SS
H1071.128.SS

MILBOURNE SHOWN IN STONE

Milbourne stone captures a blend of warmth and elegance to combine with your own interior ideas. This kitchen benefits from a distinctive mix of granite and timber worktops as well as full height storage cabinets and smaller glazed units to show off items you want to display.



STORAGE IDEA

Kesseböhmer Base Unit Pull-out - YouBoXx
Easy-to-use height adjustment facility and ability to swap the functional trays around

For further storage options see page 94





WORKTOPS SHOWN:
Granite - Silver Waves (leather)
Natural Wood - Birch End Grain

HANDLE SHOWN:
K1000.35.CH

MILBOURNE

SHOWN IN OAK & ALABASTER

This oak effect finish mixes beautifully with the alabaster peninsula, which is ideal for informal dining and food preparation.

WORKTOPS SHOWN:
Granite - Lundhs Emerald Pearl | Natural Wood - Oak

HANDLE SHOWN:
K833.40.IR



STORAGE IDEA

Kesseböhmer LeMans II
LeMans II trays swing right out in front of the cabinet. You can store a lot of pots and pans – and each one is always in easy reach.

For further storage options see page 94



MILBOURNE

SHOWN IN ALABASTER & SAGE

Alabaster, the ultimate neutral, is the perfect canvas for your own interior ideas. The lightest of creamy greens, the sage finish will mix perfectly with a range of natural materials and textures.

WORKTOPS SHOWN:
Granite - Nero Assoluto | Natural Wood - Full stave Oak

HANDLE SHOWN:
H845.128.PE

HANDLE IDEAS

ANTIQUED SILVER EFFECT
H872.128.AS



PEWTER EFFECT
H853.96.PE



PEWTER EFFECT
H845.128.PE



For further handle options
see page 98



MILBOURNE IN-FRAME

SHOWN IN ALABASTER & DAMSON

This door is a framed version of our popular Milbourne kitchen. Add colour and personality by choosing from our palette of 32 colours. A mix of granite and warm timber worktops add a natural feel to the scheme.



Paint to order colours also available
See classic colour palette on page 38


Milbourne In-Frame



Alabaster

HANDLE IDEAS

SOLID PEWTER
H1022.160.PE



SOLID PEWTER
H1021.128.PE



IRON EFFECT
K833.40.IR



For further handle
options see page 98





FITZROY

Fitzroy is a simply-styled Shaker kitchen, with a smooth-painted finish, that offers the versatility to create a classic level of detail or clean, modern lines. With a smooth visual and tactile appeal Fitzroy is flexible enough to work in other parts of the home, for example to create a small office workstation, with its simple and unpretentious styling making it perfect for open-plan living layouts.



Paint to order colours also available
See classic colour palette on page 38

Fitzroy Doors



Almond Porcelain Stone Partridge Grey



FITZROY

SHOWN IN HARTFORTH BLUE,
PARTRIDGE GREY & SLATE

The chunky white quartz, timber worktop and 'D' handle give this classic kitchen a more modern take.

WORKTOP SHOWN:
Silestone - Yukon

HANDLE SHOWN:
H872.128.AS



STORAGE IDEA

Cutlery insert
Keep all your cutlery neat
and tidy with this oak insert

For further storage options ask your retailer



FITZROY

SHOWN IN PORCELAIN & STONE

In this kitchen, Fitzroy is presented with a classic level of detail featuring framed end panels, corresponding curved corner block and contrasting black granite worktop.



STORAGE IDEA

Kesseböhmer Studio Height Tandem

This handy size larder provides quick and easy access to all items at a convenient height.

For further storage options see page 94





WORKTOPS SHOWN:
Granite - Angolan Black Leather
Solid Surface - Dekton

HANDLE SHOWN:
K999.38.BS

COLERIDGE

Coleridge's wide rails and grain detailing give this kitchen a sense of solidity. Our photography features a split-level worktop with a mix of granite and solid timber worktops. Clear glazed doors break up the run of cabinets and the handy wine rack, next to the dining table, couldn't be better positioned.



Paint to order colours also available
See classic colour palette on page 38

Coleridge Door



Alabaster

HANDLE IDEAS

ANTIQUED SILVER EFFECT
H872.128.AS



SOLID PEWTER
H1056.160.PE



PEWTER EFFECT
H845.128.PE



For further handle options
see page 98





WORKTOPS SHOWN:
Granite - Giallo Cecilia

HANDLE SHOWN:
H872.128.AS

MORNINGTON

An ash-grain texture adds visual interest to the painted finish of Mornington. Mornington is available in two design options – a pure Shaker style that is perfect for creating a simple, clean-lined scheme or a beaded Shaker. Mornington Beaded features an elegant quarter round bead, delivering an extra level of detail to create a more elegant look.



Paint to order colours also available
See classic colour palette on page 38

Mornington Doors

SHAKER & BEADED



Porcelain

Stone

Partridge
Grey



MORNINGTON SHAKER SHOWN IN STONE & PORCELAIN

Simplicity is key to this design with the considered blend of neutral toned shaker doors, and white quartz worktops. The U-shaped layout is highly efficient and lends itself to a very practical workspace.

WORKTOP SHOWN:
Strata Quartz - Marbled White | Natural Wood - Oak

HANDLE SHOWN:
H868.128.AS



STORAGE IDEA

Kesseböhmer 500/600mm wide Base Unit Pull-out
Practical under counter storage.

For further storage options see page 94



MORNINGTON BEADED

SHOWN IN PARTRIDGE GREY

This ash door features an elegant quarter round bead, offering an extra level of detail to create a timeless look. The standalone dresser piece helps to maintain an open feel, whilst offering a practical but impressive storage feature.



STORAGE IDEA

Kesseböhmer Magic Corner

With one movement the door and inside cabinet storage are easy to access.

For further storage options see page 94





WORKTOP SHOWN:
Granite - Gris Sylvestre

HANDLE SHOWN:
H868.128.AS

LYNDON

Lydon's knotty oak timber says country living in an instant. The Shaker doors' wide rails and use of pewter handles add to the cosy feel of this rustic kitchen.

Lydon Door



STORAGE IDEA

Pantry

If you like the idea of a traditional pantry your Second Nature specialist can tailor a design to your needs.

For further storage options
see page 94





WORKTOPS SHOWN:
Granite - Giallo Cecilia
Natural Wood - European Oak - Full stave

HANDLE SHOWN:
H149.I28.HPE

BROADOAK

Broadoak epitomizes the simple values and clean design lines of the Shaker movement. Its unfussy style and natural real wood finish lends extra freedom to your design ideas, and is as relevant to contemporary living as to a carefully-styled period home.



Paint to order colours also available
See classic colour palette on page 38

Broadoak Doors



Alabaster Ivory Stone



Partridge Grey Natural Rye



BROADOAK NATURAL

Broadoak's natural timber finish is versatile to work around a broad spectrum of interior colour schemes. Curved doors on the peninsular soften the overall look.

WORKTOPS SHOWN:
Quartz Mirror - Strata Quartz

HANDLE SHOWN:
H1059.96.PE



STORAGE IDEA

Kesseböhmer ¾ corner carousel
Making good use of any corner in your kitchen, this carousel makes all your items easy to see and reach.

For further storage options see page 94



BROADOAK SHOWN IN STONE

Features of this kitchen include the use of open shelving and a curved base unit which softens the look whilst providing practical storage.



STORAGE IDEA

Pantry

If you like the idea of a classic pantry your Second Nature specialist can tailor a design to your needs.

For further storage options see page 94





WORKTOPS SHOWN:
Granite - Lundhs Antique

HANDLE SHOWN:
H1059.96.PE

BROADOAK

SHOWN IN PARTRIDGE GREY

Broadoak epitomises the simple values and clean design lines of the Shaker movement. Its unfussy style and natural real wood finish lends extra freedom to your design ideas, and is as relevant to contemporary living as to a carefully styled period home.

WORKTOP SHOWN:
Silestone - Blanco Rivers

HANDLES SHOWN:
H1002.160.SN H1003.62.SN



BROADOAK RYE

This light washed timber option from our popular Broadoak range works well in both traditional and modern homes. The island shown acts as a centrepiece as well as a practical multi-functional space.



STORAGE IDEA

Pantry

An essential ingredient for a classic kitchen which can be designed with an array of features to suit your individual requirements.

For further pantry options
speak to your retailer



CROFT

SHOWN IN WASHED

Croft's rustic styling and knotty oak finish make it a very welcoming kitchen that's full of natural charm. The door's solid timber frame and centre panel will give you a kitchen that will last for years to come.

Croft Doors



Oak

Washed





WORKTOPS SHOWN:
Granite - Angolan Black Leather
Natural Wood - Birch end grain

HANDLE SHOWN:
H552.128.PE

LANGHAM

SHOWN IN ALABASTER & SAGE

Langham's timeless design, with wide rails, is an honest and enduring style. The chunky solid timber door, combined with its classic Shaker styling, will give you a kitchen which will last for years without dating.

Langham Door



Alabaster

Paint to order colours
also available
See classic colour
palette on page 38



HANDLE IDEAS

PEWTER
H580.160.PE



PEWTER
H1050.96.PE



For further handle options
see page 98





WORKTOPS SHOWN:
Granite - Emerald Black

HANDLE SHOWN:
H580.160.PE

CORNELL

Cornell is an elegantly-styled timber door available in a beautiful palette of colours as well as a natural oak finish. Paying homage to period style, Cornell is certain to breathe new life into any scheme with a range of feature accessories that will respect the architecture of an Edwardian home yet with the ability to be adapted to a more informal look.



Paint to order colours also available
See classic colour palette on page 38

Cornell Doors



Alabaster

Oak



CORNELL

SHOWN IN ALABASTER

Cornell is all about detail and adding finishing touches with beautiful features such as glazed cabinets, open shelving and bottle racks.

WORKTOPS SHOWN
Granite - Lundhs Antique

HANDLE SHOWN:
H636.72.PE



CORNELL

SHOWN IN CHINA BLUE
AND CORNFLOWER

The Cornell colour palette includes both light and strong tones demonstrated by the contrasting blues of this free-standing dresser.





WORKTOPS SHOWN:
Granite - Lundhs Emerald Pearl

HANDLE SHOWN:
K794.37.PE

CORNELL OAK

Cornell's natural oak and fine detailing, from solid timber pilasters to mantels and corbels, are the epitome of a country kitchen, combining outstanding craftsmanship with everyday functionality.



STORAGE IDEA

Open shelving and glazed feature door with grill shown

For further storage options see page 94





WORKTOPS SHOWN:
Granite - Indian Black Pearl

HANDLE SHOWN:
H218.128.AP

MILTON

Old meets new with Milton, taking inspiration from traditional in-frame craftsmanship but being very much designed for modern living. Milton cleverly mixes a hint of nostalgia with a wealth of essential design elements, an in-frame furniture classic that can be equally at home in an urban loft as it is in a rural rustic retreat.



Paint to order colours also available
See classic colour palette on page 38

Milton Doors



Alabaster

Oak



MILTON SHOWN IN CHALK

The crisp simplicity of chalk creates a classic kitchen. Its cool clean tone suits unfussy lines and will enhance the sense of space.

WORKTOPS SHOWN:
Granite - Angolan Black Leather
Natural Wood - Rustic Oak

HANDLE SHOWN:
H786.352.PE | H784.224.PE



MILTON

SHOWN IN STONE, SUEDE & OAK

The main focus of this kitchen is the island, designed for both food preparation and dining. The mix of white quartz and oak worktops introduces freshness and warmth and the combination of stone and darker suede doors provides a subtle contrast.



STORAGE IDEA

Kesseböhmer larder pull-out

All your food items are easy to see and reach.

For further storage options see page 94





WORKTOPS SHOWN:
Strata Quartz - Snowfall
Wood - Rustic Oak, full stove

HANDLE SHOWN:
H423.32.BS





PAINTED KITCHENS WITH BALANCED PROPORTIONS & IMMACULATE DETAILING

Designed in Britain, this beautiful collection of painted kitchens adapts flexibly to suit any style of home.

Crafted from smooth-grained timber, the doors are hand sprayed in your choice of 32 carefully selected colours. Drawers have solid oak sides and feature traditional dovetailed joints. The handles and classic butt hinges, all British made, are available in your choice of chrome, nickel and pewter.

Available in 4 design styles, 1909 kitchens are graceful, but also extremely practical and built to the highest specification.

For more information on 1909 and to request the dedicated brochure speak to your local specialist retailer.

www.1909kitchens.co.uk

1909

IN-FRAME SLAB

Beautifully understated, our purest of door styles offers simple detailing. Linearity and a strong perspective give a more contemporary look compared to our classic in-frame kitchen.

Square feature posts are used to great effect on the island to create a free-standing piece of furniture at the heart of the kitchen, adding to the informality of the scheme.

The colour palette ranges from the modest mix of Porcelain and Graphite to punchier bolder colours, such as Spearmint all achieving a very refined, liveable solution.



Also available in paint to order colours
See classic colour palette on page 38

WORKTOPS SHOWN:
Silver Waves (Polished)
Marbled White

HANDLES:
H1080.128.CH









IN-FRAME SLAB AND SHAKER

A perfect blend of classic and contemporary design is achieved through the combination of the in-frame Shaker and in-frame Slab doors, shown in Cashmere and Truffle. Classic detailing combined with understated elegance achieves a truly modern-classic look.



Also available in paint to order colours
See classic colour palette on page 38

WORKTOPS SHOWN:
Silestone Lagoon
Mediterranean - Silestone
Ocean Series

HANDLES:
H1077.160.CH





QUARTER ROUND

Simple and functional, 'quarter of a round' beading was traditionally used to soften the classic Shaker profile. The Morris blue shown here is inspired by nineteenth-century colour palettes; contributing to the light and airy feel are wall cupboards which feature mirrored backs and are painted an off-white to co-ordinate with the tiles, walls and sink.



Also available in paint to order colours
See classic colour palette on page 38

WORKTOPS SHOWN:
Corian - Cameo White | Natural Wood - Prime Oak - Full stave

HANDLE SHOWN
K895.30.PE





IN-FRAME SHAKER

Our classic In-frame Shaker door style offers a distinctly timeless look, shown here in a neutral palette, perfectly suiting a modern family home.

This is a kitchen designed to work hard - yet it has all the good looks and smart storage needed to create a space for entertaining which is beautiful, decorative and easy to maintain.



Also available in paint to order colours
See classic colour palette on page 38

WORKTOPS SHOWN:
Marbled Almond
Full Stave - Prime Oak

HANDLES:
K877.35.CH

HALF PENCIL & SCALLOPED

This supremely practical design keeps everything within reach, thanks to the choice of hidden and open storage options as well as a central island featuring plenty of preparation space.

Colours here range from bold and confident Charcoal through to soft Partridge Grey to Chalk, with natural wood tones in the birch and maple worktops.



Also available in paint to order colours
See classic colour palette on page 38

WORKTOPS SHOWN:
Marble - Bianco Carrara | Natural Wood - Maple

HANDLE SHOWN:
H892.64.PE | H893.128.PE





CLEVER STORAGE SOLUTIONS

We know how important it is to have plenty of useful storage space in our kitchens, keeping your working areas clutter free. Our clever storage systems will provide the perfect home for your foodstuffs, pots and pans and all those items you need to keep close to hand.

IT'S ALL IN THE PLANNING

Avoid endless frustration by spending time with your kitchen designer at the planning stage to ensure your storage is easily accessible and sufficient for all your needs.



KESSEBÖHMER
CLEVER STORAGE

Right - iMove
Pull down system for wall units.
Even brings the top shelf into easy reach.



LARDER PULL-OUTS & TANDEM



300mm Larder Pull-Out

Our best-selling larder comes all the way out of the cabinet and makes items easy to see and reach.



Convoy Premio

Store the whole household's groceries with smooth soft-opening and closing in this elegant, award-winning larder.



Tandem Solo

An attractive and affordable storage solution, simply open the door and the full contents come out to you.



Tandem Larder

With a huge storage capacity, the Tandem larder offers a practical, easy-to-organise storage system, especially for wider units.

BASE UNIT PULL-OUTS



300mm Base Pull-Out & YouBoXx
This deceptively spacious storage solution helps to keep the kitchen clutter free.



YouBoXx
Personalise your base unit pull-out with our internal storage organisation boxes.



Arena 500/600mm Base Unit Pull-Out
Ideal under counter storage near to your hob for jars, bottles, dry food and cooking ingredients.

150MM BASE PULL-OUTS

Transforming the narrowest of spaces into practical storage



LEFT: 150mm Tray
MIDDLE: 150mm Base
RIGHT: 150mm Towel

CORNER SOLUTIONS



LeMans II

Our best-selling corner solution is ideal for storing bulky pots and pans.



Magic Corner

Simply pull the door towards you and the contents of the cupboard come to you.



Revo90

Simply push the door and it will fold inside the cabinet and turn to reveal the carousel.

When it comes to squeezing the maximum potential out of the space in your kitchen, Kesseböhmer are past masters. Manufactured exclusively in Germany, Kesseböhmer regularly win Europe's top awards for design and innovation. You can be confident of a lifetime of trouble-free service.

For more details on our clever storage solutions and to see them in action visit www.pws.co.uk/Section/Storage



KESSEBÖHMER
CLEVER STORAGE

HANDLES

A considered handle choice can make all the difference to the look of your new kitchen. Choose your handle wisely and this finishing detail will play a defining role in the success of your overall design.



RUSTIC

Rustic style highlights natural beauty, organic forms and patina



H796.160.PE



K800.48.PE



K719.46.PE



H153.96.PE



K886.30.PE



K265.33.PE



S87/44X71



H149.128.HPE

CHARACTER

Character style celebrates texture and distinctive detailing



H159.128.PE



K484.44.PE



K854.37.PE



H304.128.PE



K305.40.PE



H803.96.PE



H546.96.PE



H1086.160.BC

ELEGANCE

Elegance has a strong emphasis on line and form



H523.160.SS



K1000.35.CH



K874.37.BN



H1083.160.CH



H267.96.CH



H590.128.SS



H884.72.BN



H882.160.BN

SIMPLICITY

Strong in proportions,
clean lines and detail



H732.160.SS



K730.32.SS



H556.160.CH



H1084.128.AC



H1002.160.BN



H1089.145.SS



H119.835.SS



H1082.160.BS

STATEMENT

Proud and unreserved,
statement handles add personality



H420.128.DN



H1044.128.CH



H559.160.BC



H962.192.SSOA



680.160.SSLE



H761.128.CHBR



K965.65.BL



K994.32.OA

BEST SELLERS



H251.160.SS



11.2620.SS



H023.128.SS



H504.192.SS



H197.237.SS



H717.192.CH



8/1027.B.SS




CF6420



CONTEMPORARY DOOR COLLECTION


Porter

MATT



White Porcelain Cashmere Dove Grey Graphite

GLOSS



White Porcelain Alabaster Beige Cashmere Dove Grey Graphite

Remo

Also available in paint to order colours
See contemporary colour palette on page 04




MATT



White Porcelain Cashmere Dove Grey Graphite

GLOSS



White Porcelain Alabaster Beige Cashmere Dove Grey




Silver Grey Graphite

WOOD



Elm

Avant



White Alabaster Ebony


Inzo

Available in 20 paint to order colours
See contemporary colour palette on page 04



Paint-to-order only

Feature Modern Doors



Reclaimed Oak Character Graphite Chalk Blue Feature Black Glazed

Avilon



Ivory

Tomba

Also available in paint to order colours
See contemporary colour palette on page 04



GLOSS



White

CLASSIC DOOR COLLECTION

Milbourne

Also available in paint to order colours
See classic colour palette on page 38



Chalk Alabaster Almond Stone Sage Partridge Grey



Charcoal Oak

Milbourne In-Frame

Also available in paint to order colours
See classic colour palette on page 38



Alabaster

Fitzroy

Also available in paint to order colours
See classic colour palette on page 38



Almond Porcelain Stone Partridge Grey

Coleridge

Also available in paint to order colours
See classic colour palette on page 38



Alabaster

Mornington Shaker

Also available in paint to order colours
See classic colour palette on page 38



Porcelain Stone Partridge Grey

Mornington Beaded

Also available in paint to order colours
See classic colour palette on page 38



Porcelain Stone Partridge Grey

Lyndon



Natural Oak
(Rustic Finish)

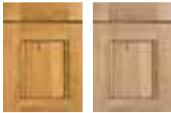
Broadoak

Also available in paint to order colours
See classic colour palette on page 38



Alabaster Ivory Stone Partridge Grey Natural Rye

Croft



Oak Washed

Langham

Also available in paint to order colours
See classic colour palette on page 38



Alabaster

Cornell

Also available in paint to order colours
See classic colour palette on page 38



Alabaster Oak

Milton

Also available in paint to order colours
See classic colour palette on page 38



Alabaster Oak

INDEX

CONTEMPORARY

Avant Alabaster	13
Avant White	14
Avilon	16
Feature Door Finishes	34
Inzo	30
Porter Dove Grey	07
Porter Matt Cashmere	08
Porter White	10
Remo Alabaster	22
Remo Cashmere	23
Remo Elm	28
Remo Gloss White	26
Remo Matt White	24
Remo Porcelain	20
Remo Silver Grey	19
Tomba	32

CLASSIC

Broadoak Natural	63
Broadoak Stone	64
Broadoak Rye	67
Coleridge	54
Cornell Oak	76
Cornell Painted	73
Croft Oak & Washed	68
Fitzroy	50
Langham Painted	70
Lyndon	60
Milbourne Oak	46
Milbourne Painted	40
Milbourne In-frame Painted	48
Milton Oak	80
Milton Painted	78
Mornington Shaker	57
Mornington Beaded	58

1909

Half Pencil & Scalloped	92
In-Frame Slab	84
In-Frame Slab and Shaker	87
Quarter Round	88
In-Frame Shaker	91

STORAGE & ACCESSORIES

Clever Storage Solutions	94
Handles	98

Colour reproduction

We take great care in the photography of products illustrated.

Due to variables between photographic and print processes, colours and shades may vary from the actual product supplied.

©Copyright PWS Distributors Ltd 1997-2016

