

MBOX

SHOWER ENCLOSURES



The MBOX range of shower enclosures are smart and elegant, carefully selected to offer excellence in design, durability and affordability.

This range delivers stylish, quality products with additional features and benefits including heights of 1800mm and 1900mm and comes with pre-assembled fixtures making it easier to fit.

MBOX offers loft height sizes in Sliding Doors, Bifold Doors and 2 Door Quadrants. These loft sizes are ideal for low ceilings, making the most out of the space in your bathroom.

CONTENTS

Key Features	5
Sliding Door with Side Panel	6
Sliding Door in a Recess	7
Sliding Door Low Level Access	8
1 Door Quadrant	9
1 Door Offset Quadrant	10
2 Door Quadrant	11
2 Door Offset Quadrant	12
Pivot Door	13
Bifold Door	14
Corner Door	15
Inline Panels	16
Wetroom Panels	18
Slip Resistant Trays NEW	20
Touchstone Trays	22
Bath Screens	24
Easyi-Fit	27
Technical	29



THIS RANGE **NOW HAS 53 DIFFERENT SIZE OPTIONS** AVAILABLE AS WELL AS TRAY OPTIONS TO SUIT EACH SPACE!

Product	Size	Door	Touchstone and Touchstone-SR Trays
Sliding Door	1000***	√	√
	1100	√	√
	1200***	√	√
	1300	√	√
	1400***	√	√
	1500	√	√
	1600	√	√
Low Level Access Sizes Now Available	1700	√	√
1 Door Quadrant	800	√	√
	900	√	√
	1000	√	√*
1 Door Offset Quadrant	1000 x 800	√	√
	1200 x 800	√	√
	1200 x 900	√	√
2 Door Quadrant	800	√	√
	900	√	√
2 Door Offset Quadrant	900 x 760	√	√*
	900 x 800	√	-
	1000 x 800	√	√
	1200 x 800	√	√
	1200 x 900	√	√
Pivot Door	700	√	√
	760	√	√
	800	√	√
	900	√	√
	1000	√	√
Bifold Door	700	√	√
	760	√	√
	800	√	√
	900	√	√
	1000	√	√
Corner Door	760 x 760	√	√
	800 x 800	√	√
	900 x 900	√	√
Side Panels	700	√	√
	760	√	√
	800	√	√
	900	√	√
	1000	√	√
Inline Panels	150	√	√
	210	√	√

Loft Sizes 1800mm high	Size	Door	Touchstone and Touchstone-SR Trays
Sliding Door	1200	√	√
2 Door Quadrant	800	√	√
	900	√	√
Bifold Door	760	√	√
	800	√	√
	900	√	√
Side Panels	800	√	√
	900	√	√

Easy-Fit Bath Screens	
Product	Size
Single Curved	800 x 1500
Single Squared	800 x 1500
2 Panel Curved	1150 x 1500
2 Panel Folding Curved	1150 x 1500
2 Panel Folding Squared	900 x 1500
2 Panel Hinged	900 x 1500



Our new slip resistant shower trays are now available with MBOX.

*Tray sizes available in our MStone range

KEY FEATURES

1 1900mm High



All MBOX enclosures are 1900mm high as standard.

2 Double Rollers



All rollers on MBOX products are double quick release for easy cleaning.

3 Unique Easy Fit System



Align the horizontal and vertical profiles together.



Slot the horizontal profile and screws into upright using guide channel until flush.



Secure screws into position using dedicated access holes.

4 Extensive Range



This is the biggest and best MBOX range to date with **53** various sizes and shapes available.

5 Inline Panels




MBOX offers Inline Panels that can be used in any space from 650mm to 1900mm.

6 Loft Sizes



MBOX offers 3 reduced height doors. Perfect for converted loft spaces. Available in sliding door, bifold door, and 2 door quadrant.

7 Designer Handle



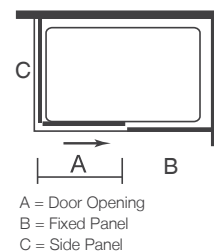


Key Features

- Height 1900mm
- 6mm toughened safety glass
- 10 year guarantee
- Reversible
- Magnetic seals
- Easy to install
- Mershield protected glass
- Chrome designer handle
- UKCA & CE Approved
- 20mm adjustment per wall profile
- Loft height available
- **OPTIONAL** cover strips available - see pg 17



Size, mm	A	B
1000	367	430
1100	417	480
1200	467	530
1300	517	580
1400	567	630
1500	567	730
1600	567	830
1700	567	930



Sliding Door with Side Panel

MBOX

Sliding Door with Side Panel

Size	Adjustment Min - Max	Order Code	Price £ Ex. VAT	Price £ Inc. VAT
1000	950 - 990	MBS1000	375.23	450.28
1100	1050 - 1090	MBS1100	375.23	450.28
1200	1150 - 1190	MBS1200	375.23	450.28
1300	1250 - 1290	MBS1300	442.40	530.88
1400	1350 - 1390	MBS1400	442.40	530.88
1500	1450 - 1490	MBS1500	455.92	547.10
1600	1550 - 1590	MBS1600	468.71	562.45
1700	1650 - 1690	MBS1700	482.81	579.37

Please Note: Cover strips do not come as standard and need to be ordered separately if required - see page 17

Optional Side Panel

Size	Adjustment Min - Max	Order Code	Price £ Ex. VAT	Price £ Inc. VAT
700	670 - 690	MBSP700	203.71	244.45
760	730 - 750	MBSP760	203.71	244.45
800	770 - 790	MBSP800	203.71	244.45
900	870 - 890	MBSP900	216.42	259.70
1000	970 - 990	MBSP1000	267.66	321.19

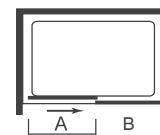
Optional Inline Panel

150	130 - 150	MBN150	178.02	213.62
210	190 - 210	MBN210	178.02	213.62

For more information on Inline Panels see pages 16 - 17.

Key Features

- Height 1900mm
- 6mm toughened safety glass
- 10 year guarantee
- Reversible
- Magnetic seals
- Easy to install
- Merishield protected glass
- Chrome designer handle
- UKCA & CE Approved
- 20mm adjustment per wall profile
- Loft height available
- **OPTIONAL** cover strips available - see pg 17



A = Door Opening
B = Fixed Panel

Size, mm	A	B
1000	367	430
1100	417	480
1200	467	530
1300	517	580
1400	567	630
1500	567	730
1600	567	830
1700	567	930

Sliding Door in a Recess

MBOX

Sliding Door in a Recess

Size	Adjustment Min - Max	Order Code	Price £ Ex. VAT	Price £ Inc. VAT
1000	950 - 990	MBS1000	375.23	450.28
1100	1050 - 1090	MBS1100	375.23	450.28
1200	1150 - 1190	MBS1200	375.23	450.28
1300	1250 - 1290	MBS1300	442.40	530.88
1400	1350 - 1390	MBS1400	442.40	530.88
1500	1450 - 1490	MBS1500	455.92	547.10
1600	1550 - 1590	MBS1600	468.71	562.45
1700	1650 - 1690	MBS1700	482.81	579.37

Please Note: Cover strips do not come as standard and need to be ordered separately if required - see page 17

For more information on Inline Panels see pages 16 - 17.

Loft Sliding Door (Height 1800mm)

Size	Adjustment Min - Max	Order Code	Price £ Ex. VAT	Price £ Inc. VAT
1200	1150 - 1190	MBS1200/1800	450.79	540.94

Loft Side Panel (Height 1800mm)

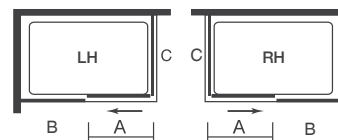
Size	Adjustment Min - Max	Order Code	Price £ Ex. VAT	Price £ Inc. VAT
800	770 - 790	MBSP800/1800	244.61	293.53
900	870 - 890	MBSP900/1800	259.97	311.96

Key Features

- Height 1900mm
- 6mm toughened safety glass
- 10 year guarantee
- No bottom rollers
- Bottom glide system
- Easy-fit system
- Mershield protected glass
- Handed
- UKCA & CE Approved
- Push button door release for easy clean
- Adjustable fin seal for increased water retention
- **OPTIONAL** cover strips available - see pg 17
- Threshold strip just 6mm high

Note: Products are left or right handed due to bottom guide and no bottom profile.

Size, mm	A	B
1000	365	435
1200	465	535
1400	565	635
1700	565	935



A = Door Opening
B = Fixed Panel
C = Side Panel

Low Level Access - Sliding Door - Image shown is Right Handed

MBOX

Low Level Access Sliding Door

Size	Adjustment Min - Max	Order Code	Price £ Ex. VAT	Price £ Inc. VAT
1000	950 - 990	MBLA1000L	418.94	502.73
1000	950 - 990	MBLA1000R	418.94	502.73
1200	1150 - 1190	MBLA1200L	437.15	524.59
1200	1150 - 1190	MBLA1200R	437.15	524.59
1400	1350 - 1390	MBLA1400L	515.43	618.51
1400	1350 - 1390	MBLA1400R	515.43	618.51
1700	1650 - 1690	MBLA1700L	562.49	674.99
1700	1650 - 1690	MBLA1700R	562.49	674.99

Please Note: Cover strips do not come as standard and need to be ordered separately if required - see page 17

Optional Side Panel


Size	Adjustment Min - Max	Order Code	Price £ Ex. VAT	Price £ Inc. VAT
700	670 - 690	MBSP700	203.71	244.45
760	730 - 750	MBSP760	203.71	244.45
800	770 - 790	MBSP800	203.71	244.45
900	870 - 890	MBSP900	216.42	259.70
1000	970 - 990	MBSP1000	267.66	321.19



Push Release



Bottom Glide System

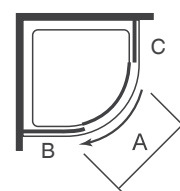


Slimline Threshold



Key Features

- Height 1900mm
- 6mm toughened safety glass
- 10 year guarantee
- Reversible
- Easy to install
- Quick release double rollers for easy clean
- Mershield protected glass
- Chrome designer handle
- UKCA & CE Approved
- 20mm adjustment per wall profile
- **OPTIONAL** cover strips available - see pg 17



Size, mm	A	B	C
800 x 800	422	490	235
900 x 900	476	529	335
1000 x 1000	476	629	435

A = Door Opening
B = Fixed Straight Panel
C = Fixed Straight Panel

1 Door Quadrant

MBOX

1 Door Quadrant

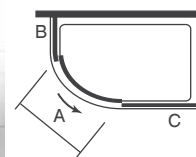
Size	Adjustment Min - Max	Order Code	Price £ Ex. VAT	Price £ Inc. VAT
800 x 800	770 - 790	MB1Q800	485.36	582.44
900 x 900	870 - 890	MB1Q900	485.36	582.44
1000 x 1000	970 - 990	MB1Q1000	575.01	690.01

Please Note:

Cover strips do not come as standard and need to be ordered separately if required - see page 17

Key Features

- Height 1900mm
- 6mm toughened safety glass
- 10 year guarantee
- Reversible
- Easy to install
- Quick release double rollers for easy clean
- Mershield protected glass
- Chrome designer handle
- UKCA & CE Approved
- 20mm adjustment per wall profile
- **OPTIONAL** cover strips available - see pg 17



A = Door Opening
B = Fixed Straight Panel
C = Fixed Straight Panel

Size,mm	A	B	C
1000 x 800	422	490	435
1200 x 800	424	490	635
1200 x 900	475	529	635

1 Door Offset Quadrant - shown on Left Hand tray

MBOX

1 Door Offset Quadrant

Size	Adjustment Min - Max	Order Code	Price £ Ex. VAT	Price £ Inc. VAT
1000 x 800	970 - 990 770 - 790	MB1Q1080	568.61	682.33
1200 x 800	1170 - 1190 770 - 790	MB1Q1280	587.81	705.37
1200 x 900	1170 - 1190 870 - 890	MB1Q1290	610.87	733.04

Please Note:

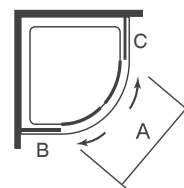
Cover strips do not come as standard and need to be ordered separately if required - see page 17



2 Door Quadrant

Key Features

- Height 1900mm
- 6mm toughened safety glass
- 10 year guarantee
- Reversible
- Magnetic seals
- Easy to install
- Quick release double rollers for easy clean
- Merishield protected glass
- Chrome designer handle
- UKCA & CE Approved
- 20mm adjustment per wall profile
- Loft height available
- **OPTIONAL** cover strips available - see pg 17



Size, mm	A	B	C
800 x 800	410	235	235
900 x 900	524	335	335

A = Door Opening
B = Fixed Straight Panel
C = Fixed Straight Panel

MBOX

2 Door Quadrant

Size	Adjustment Min - Max	Order Code	Price £ Ex. VAT	Price £ Inc. VAT
800 x 800	770 - 790	MB2Q800	357.29	428.75
900 x 900	870 - 890	MB2Q900	357.29	428.75

Please Note: Cover strips do not come as standard and need to be ordered separately if required - see page 17

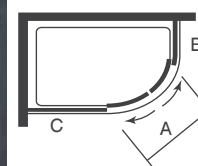
2 Door Loft Quadrant (Height 1800mm)

Size	Adjustment Min - Max	Order Code	Price £ Ex. VAT	Price £ Inc. VAT
800 x 800	770 - 790	MB2Q800/1800	429.01	514.82
900 x 900	870 - 890	MB2Q900/1800	429.01	514.82



Key Features

- Height 1900mm
- 6mm toughened safety glass
- 10 year guarantee
- Reversible
- Magnetic seals
- Easy to install
- Quick release double rollers for easy clean
- Mershield protected glass
- Chrome designer handle
- UKCA & CE Approved
- 20mm adjustment per wall profile
- **OPTIONAL** cover strips available - see pg 17



Size, mm	A	B	C
900 x 760	432	195	335
900 x 800	473	235	335
1000 x 800	465	235	435
1200 x 800	465	235	635
1200 x 900	524	335	635

A = Door Opening
B = Fixed Straight Panel
C = Fixed Straight Panel

2 Door Offset Quadrant - shown on Left Hand tray

MBOX

2 Door Offset Quadrant

Size	Adjustment Min - Max	Order Code	Price £ Ex. VAT	Price £ Inc. VAT
900 x 760	870 - 890 730 - 750	MB2Q9076	404.69	485.62
900 x 800	870 - 890 770 - 790	MB2Q8090	429.01	514.82
1000 x 800	970 - 990 770 - 790	MB2Q1080	432.86	519.43
1200 x 800	1170 - 1190 770 - 790	MB2Q1280	455.92	547.10
1200 x 900	1170 - 1190 870 - 890	MB2Q1290	476.40	571.67

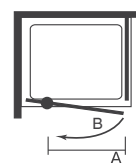
Please Note: Cover strips do not come as standard and need to be ordered separately if required - see page 17



Pivot Door

Key Features

- Height 1900mm
- 6mm toughened safety glass
- 10 year guarantee
- Reversible
- Magnetic seals
- Ideal for restricted spaces
- Mershield protected glass
- Chrome designer handle
- UKCA & CE Approved
- 20mm adjustment per wall profile
- **OPTIONAL** cover strips available - see pg 17



A = Door Opening
B = Door Swing

Size, mm	A	B
700	451	433
760	511	493
800	551	533
900	601	583
1000	671	653

MBOX

Pivot Door

Size	Adjustment Min - Max	Order Code	Price £ Ex. VAT	Price £ Inc. VAT
700	650 - 690	MBP700	297.12	356.54
760	710 - 750	MBP760	312.47	374.96
800	750 - 790	MBP800	312.47	374.96
900	850 - 890	MBP900	334.25	401.10
1000	950 - 990	MBP1000	354.73	425.67

Please Note: Cover strips do not come as standard and need to be ordered separately if required - see page 17

Optional Side Panel

Size	Adjustment Min - Max	Order Code	Price £ Ex. VAT	Price £ Inc. VAT
700	670 - 690	MBSP700	203.71	244.45
760	730 - 750	MBSP760	203.71	244.45
800	770 - 790	MBSP800	203.71	244.45
900	870 - 890	MBSP900	216.42	259.70
1000	970 - 990	MBSP1000	267.66	321.19

Optional Inline Panel

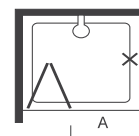
150	130 - 150	MBN150	178.02	213.62
210	190 - 210	MBN210	178.02	213.62

Measurements above are for both Pivot Door with Side Panel and in a Recess.
Inline Panels above are for both Pivot Door and Bifold Door options. For more information on Inline Panels see pages 16 - 17



Key Features

- Height 1900mm
- 4mm toughened safety glass
- 10 year guarantee
- Reversible
- Magnetic seals
- Mershield protected glass
- Chrome designer handle
- Loft height available
- UKCA & CE Approved
- 20mm adjustment per wall profile
- **OPTIONAL** cover strips available - see pg 17



A = Door Opening

Size, mm	A
700	370
760	430
800	470
900	570
1000	670

MBOX

Bifold Door

Size	Adjustment Min - Max	Order Code	Price £ Ex. VAT	Price £ Inc. VAT
700	650 - 690	MBB700	348.34	418.00
760	710 - 750	MBB760	348.34	418.00
800	750 - 790	MBB800	348.34	418.00
900	850 - 890	MBB900	366.26	439.51
1000	950 - 990	MBB1000	396.99	476.39

Optional Side Panel

Size	Adjustment Min - Max	Order Code	Price £ Ex. VAT	Price £ Inc. VAT
700	670 - 690	MBSP700	203.71	244.45
760	730 - 750	MBSP760	203.71	244.45
800	770 - 790	MBSP800	203.71	244.45
900	870 - 890	MBSP900	216.42	259.70
1000	970 - 990	MBSP1000	267.66	321.19

Loft Bifold Door (Height 1800mm)

Size	Adjustment Min - Max	Order Code	Price £ Ex. VAT	Price £ Inc. VAT
760	710 - 750	MBB760/1800	435.43	522.51
800	750 - 790	MBB800/1800	435.43	522.51
900	850 - 890	MBB900/1800	457.82	549.39

Loft Side Panel (Height 1800mm)

Size	Adjustment Min - Max	Order Code	Price £ Ex. VAT	Price £ Inc. VAT
800	770 - 790	MBSP800/1800	244.61	293.53
900	870 - 890	MBSP900/1800	259.97	311.96

Measurements above are for both Bifold Door with a Side panel and in a Recess.

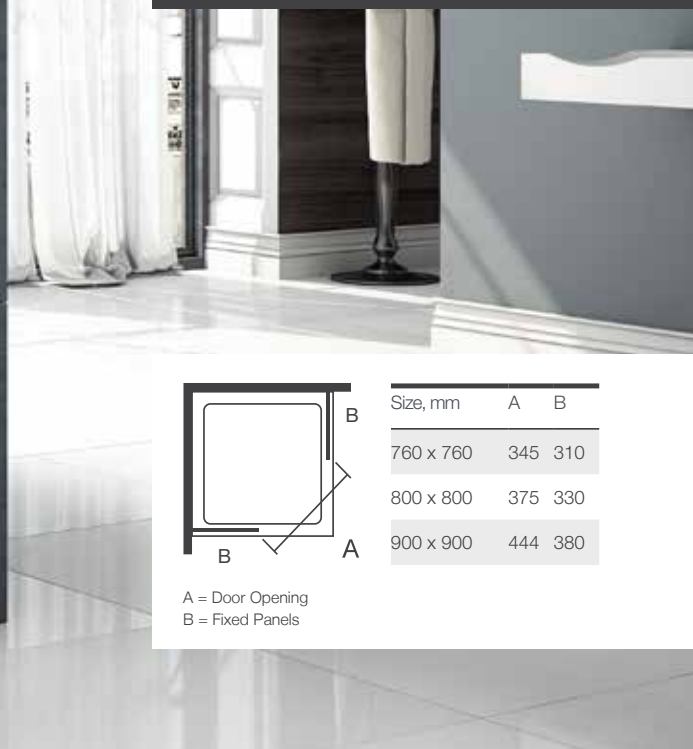
Please Note: Cover strips do not come as standard and need to be ordered separately if required - see page 17



Corner Door

Key Features

- Height 1900mm
- 6mm toughened safety glass
- 10 year guarantee
- Reversible
- Magnetic seals
- Easy to install
- Mershield protected glass
- Chrome designer handle
- UKCA & CE Approved
- 20mm adjustment per wall profile
- **OPTIONAL** cover strips available - see pg 17



Size, mm	A	B
760 x 760	345	310
800 x 800	375	330
900 x 900	444	380

A = Door Opening
B = Fixed Panels

MBOX

Corner Door

Size	Adjustment Min - Max	Order Code	Price £ Ex. VAT	Price £ Inc. VAT
760 x 760	730 - 750	MBC760	509.70	611.64
800 x 800	770 - 790	MBC800	536.58	643.90
900 x 900	870 - 890	MBC900	576.29	691.55

Please Note: Cover strips do not come as standard and need to be ordered separately if required - see page 17

Inline Panels

Every Space Covered



Bifold Door
with Inline Panel

Pivot Door
with Inline Panel



Sliding Door
with Inline Panel

MBOX also offers you additional Inline Panel options. A great solution for spaces which don't suit standard size enclosures. The two Inline Panel sizes each combined with our existing Sliding, Bifold and Pivot Doors, can make an enclosure to fit any space from 650mm to 1900mm wide.

Size	Order Code	Price £ Ex. VAT	Price £ Inc. VAT
150	MBN150	178.02	213.62
210	MBN210	178.02	213.62

Bifold Door

- with Inline panel

Bifold Door				
Code	Door Size	Door Adjustment	Inline Panels / Profile	Final Adjustment
MBB700	700	650-690	-	650-690
			EXT Profile	670-710
MBB760	760	710-750	-	710-750
MBB800	800	750-790	-	750-790
			EXT Profile	770-810
MBB700	700	650-690	150 Inline	780-840
			210 Inline	840-900
MBB760	760	710-750	210 Inline	900-960
MBB1000	1000	950-990	EXT profile	970-1010
MBB900	900	850-890	150 Inline	980-1040
			210 Inline	1040-1100
MBB1000	1000	950-990	150 Inline	1100-1140
			210 Inline	1140-1200

Inline Panels

Sliding Door

- with Inline panel

Sliding Door				
Code	Door Size	Door Adjustment	Inline Panels / Profile	Final Adjustment
MBS1000	1000	950-990	- EXT Profile	950-990 970-1010
MBS1000	1000	950-990	3 EXT Profile	990-1050
MBS1100	1100	1050-1090	- EXT Profile	1050-1090 1070-1110
MBS1000	1000	950-990	150 Inline 210 Inline	1080-1140 1140-1200
MBS1100	1100	1050-1090	150 Inline 210 Inline	1180-1240 1240-1300
MBS1200	1200	1150-1190	150 Inline	1280-1340
MBS1400	1400	1350-1390	- EXT Profile	1350-1390 1370-1410
MBS1100	1100	1050-1090	150+210 Inlines	1370-1450
MBS1500	1500	1450-1490	- EXT Profile	1450-1490 1470-1510
MBS1400	1400	1350-1390	150 Inline 210 Inline	1480-1540 1540-1600
MBS1500	1500	1450-1490	150 Inline 210 Inline	1580-1640 1640-1700
MBS1600	1600	1550-1590	150 Inline 210 Inline	1680-1740 1740-1800
MBS1700	1700	1650-1690	150 Inline 210 Inline	1780-1840 1840-1900

Pivot Door

- with Inline panel

Pivot Door				
Code	Door Size	Door Adjustment	Inline Panels / Profile	Final Adjustment
MBP700	700	650-690	- EXT Profile	650-690 670-710
MBP760	760	710-750	-	710-750
MBP800	800	750-790	- EXT Profile	750-790 770-810
MBP700	700	650-690	150 Inline 210 Inline	780-840 840-900
MBP760	760	710-750	210 Inline	900-960
MBP1000	1000	950-990	EXT profile	970-1010
MBP900	900	850-890	150 Inline 210 Inline	980-1040 1040-1100
MBP1000	1000	950-990	150 Inline 210 Inline	1080-1140 1140-1200

MBOX Cover Strips

Standard Panel Cover Strip Pack (2 Pieces)

Size (WxH)	Order Code	Price £ Ex. VAT	Price £ Inc. VAT
1900	MBWPKIT	62.75	75.30

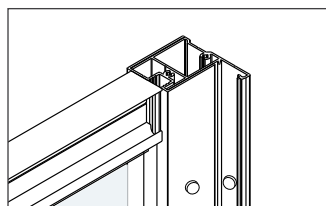
Side Panel Cover Strip Pack (1 Piece)

Size (WxH)	Order Code	Price £ Ex. VAT	Price £ Inc. VAT
1900	MBSPKIT	49.95	59.94

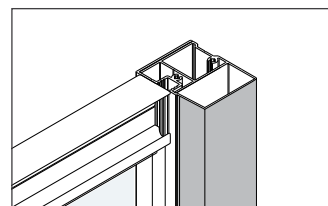
Inline Panel Cover Strip Pack (1 Piece)

Size (WxH)	Order Code	Price £ Ex. VAT	Price £ Inc. VAT
1900	MBNKIT	49.95	59.94

Please note: Cover strips do not come as standard and need to be ordered separately if required.



Without cover strip -
chrome screw cover caps



With cover strip -
conceals all fixings

Wetroom Panels



Walk In

Key Features

- Height 2015mm including rail
- 8mm toughened safety glass
- 20 year guarantee
- Reversible
- All panels from 700mm and above come with a stabilising bar
- Suitable for a recess or corner situation
- Swivel Panel can be retro-fitted to any 8mm showerwall
- 3M Vertical Post can be retro-fitted to glass thickness of 8mm
- Mershiel protected glass
- UKCA & CE Approved

Size	Adjustment Min-Max	Order Code	Price £ Exc. VAT	Price £ Inc. VAT
300**	275-290	A0409J0	303.94	364.73
400**	375-390	A0409K0	316.66	380.00
500**	475-490	A0409L0	329.37	395.25
600**	575-590	A0409M0	342.09	410.51
700*	675-690	A0409A0	372.10	446.52
760*	735-750	A0409N0	372.10	446.52
800*	775-790	A0409B0	372.10	446.52
900*	875-890	A0409C0	372.10	446.52
1000	975-990	A0409D0	404.03	484.84
1100	1075-1090	A0409F0	434.55	521.46
1200	1175-1190	A0409E0	434.55	521.46
1400	1375-1390	A0409G0	507.31	608.77
1600	1575-1590	A0409H0	571.01	685.21
200	Swivel Panel	A0413H0	207.29	248.75
300	Swivel Panel	A0413G0	216.57	259.88
400	Swivel Panel	A0413J0	234.00	280.79
300	Cube Panel	A0413F0	191.12	229.34

*Please Note: Panels in sizes 300mm - 900mm are the only panels that can be used as an end panel.

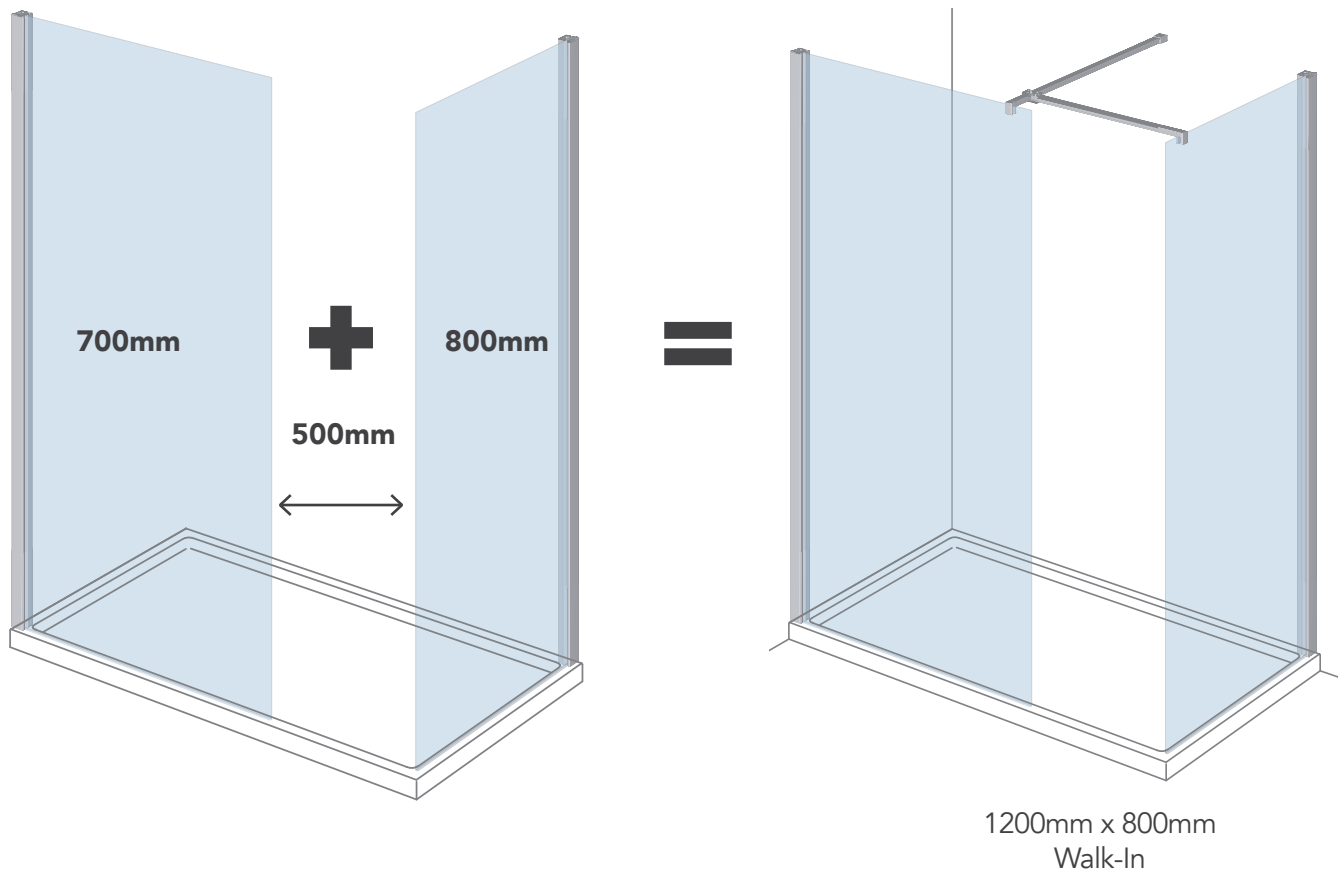
**Please Note: Panels in sizes 300mm - 600mm do not come with a stabilising bar / Panels in sizes 700mm - 1600mm come with a stabilising bar.

Fitting Options

Size	Product	Order Code	Price £ Exc. VAT	Price £ Inc. VAT
350	Angled stabilising bar	SP08SCU12320	121.43	145.72
400	Vertical ceiling bracing bar	CBB440	170.83	205.00
1000	8mm round stabilising bar	A0417A0	137.62	165.14
1500	8mm extended stabilising bar	A0S0105	274.31	329.17
-	Round T Piece bracket	A04S0010	54.08	64.90
2000	Corner profile	A04S0003	55.54	66.65
3000	Vertical Post	A0417C0	187.50	225.00

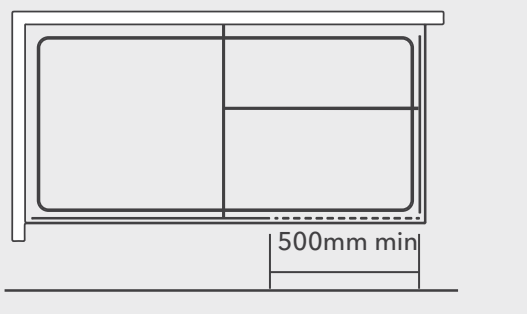
How it Works

If you wanted to make up a Walk In Wetroom for an area to fit on to a 1200mm x 800mm tray or floor, you would pick a 700mm panel and an 800mm panel. This would then include the recommended 500mm opening for the Walk In.



Minimum Opening

We recommend a minimum opening of 500mm for any wetroom area.



Ceiling Bracing Bar

SLIP RESISTANT TRAYS

Our slip resistant shower trays have a textured acrylic finish which is formed into the top ABS layer during production. This reveals a property that ensures maximum safety in the shower and gives a very natural feeling, which is also warm and pleasant to the touch.

*Available
Now*



This ranks MERLYN in a premium class

TOUCHSTONE-SR

Designed in a beautiful matt white finish without the harsh surface texture, sometimes, experienced in a slip resistant finish. Best in class - Exceeding the requirements in two independently tested industry standards.

Key Features

- 10 Year Guarantee
- Single skinned with moulded solid under section
- 50mm high to achieve minimalist design
- Anti-slip is manufactured into the coating and won't wear
- 135mm high including tray panel kit
- Compatible 90mm fast flow waste also available

Tray Options

Waste needs to be ordered separately

Rectangular Tray				
Size	Code	Tray Panel Kit	Price £ Exc. VAT	Price £ Inc. VAT
900x800	S980RTASTO	Kit 4	209.58	251.50
1000x800	S108RTASTO	Kit 4	216.44	259.73
1000x900	S109RTASTO	Kit 4	224.74	269.69
1100x800	S118RTASTO	Kit 4	224.74	269.69
1200x700	S127RTASTO	Kit 4	224.74	269.69
1200x760	S1276RTASTO	Kit 4	235.45	282.54
1200x800	S128RTASTO	Kit 4	249.58	299.49
1200x900	S129RTASTO	Kit 4	267.87	321.45
1400x700	S147RTASTO	Kit 3	358.06	429.68
1400x800	S148RTASTO	Kit 3	358.06	429.68
1400x900	S149RTASTO	Kit 3	377.41	452.89
1500x760	S1576RTASTO	Kit 3	420.11	504.14
1500x800	S158RTASTO	Kit 3	420.11	504.14
1500x900	S159RTASTO	Kit 3	442.21	530.65
1600x700	S167RTASTO	Kit 3	468.78	562.53
1600x800	S168RTASTO	Kit 3	468.78	562.53
1600x900	S169RTASTO	Kit 3	492.21	590.65
1685x700	S177RTASTO	Kit 3	507.83	609.40
1700x800	S178RTASTO	Kit 3	569.56	683.47
1700x900	S179RTASTO	Kit 3	613.50	736.19

Note: waste is centered on the 1700 x 800 and 1700 x 900 trays.

Waste needs to be ordered separately

Offset Quadrant Tray				
Size	Code	Tray Panel Kit	Price £ Exc. VAT	Price £ Inc. VAT
1000x800 LH	S108QLASTO	Kit 1	237.08	284.50
1000x800 RH	S108QRASTO	Kit 1	237.08	284.50
1200x800 LH	S128QLASTO	Kit 1	249.58	299.49
1200x800 RH	S128QRASTO	Kit 1	249.58	299.49
1200x900 LH	S129QLASTO	Kit 1	294.50	353.40
1200x900 RH	S129QRASTO	Kit 1	294.50	353.40

This product is handed – please choose L for Left and R for Right when ordering.

Waste needs to be ordered separately

Quadrant Tray				
Size	Code	Tray Panel Kit	Price £ Exc. VAT	Price £ Inc. VAT
800x800	S80QASTO	Kit 2	156.23	187.48
900x900	S90QASTO	Kit 2	174.69	209.63

Waste needs to be ordered separately

Square Tray				
Size	Code	Tray Panel Kit	Price £ Exc. VAT	Price £ Inc. VAT
800x800	S80SQASTO	Kit 4	142.81	171.38
900x900	S90SQASTO	Kit 4	164.94	197.93


Tray Panel Kits (including Legs)*** No Waste

Tray Panel Kit	Code	Price £ Exc. VAT	Price £ Inc. VAT
Kit 1	DRK1	111.89	134.27
Kit 2	DRK2	111.89	134.27
Kit 3	DRK3	111.89	134.27
Kit 4	DRK4	111.89	134.27

Waste Complete Only

Code	Price £ Exc. VAT	Price £ Inc. VAT
DWAS	32.52	39.02

Please Note: Price and order codes on the Touchstone-SR do not include waste, waste must be ordered separately. Code: DWAS



Graduated adjustable leg and easy-fit tray panel kit.



Graduated adjustable leg system.



90mm fast flow waste, includes hair trap and chrome cover.



To clean the Touchstone-SR tray, simply use a damp cloth and warm soapy water.

TOUCHSTONE TRAYS



TOUCHSTONE



TOUCHSTONE

Rectangular Tray

Waste needs to be ordered separately

Rectangular Tray				
Tray Size	Order Code	Tray Panel Kit	Price £ Exc. VAT	Price £ Inc. VAT
800 X 700	S870RTTO	Kit 4	147.55	177.06
800 X 760	S876RTTO	Kit 4	147.55	177.06
900 X 700	S970RTTO	Kit 4	161.23	193.47
900 X 760	S976RTTO	Kit 4	161.23	193.47
900 X 800	S980RTTO	Kit 4	161.23	193.47
1000 X 700	S107RTTO	Kit 4	166.49	199.79
1000 X 760	S1076RTTO	Kit 4	166.49	199.79
1000 X 800	S108RTTO	Kit 4	166.49	199.79
1000 X 900	S109RTTO	Kit 4	172.88	207.46
1100 X 800	S118RTTO	Kit 4	172.88	207.46
1200 X 700	S127RTTO	Kit 4	172.88	207.46
1200 X 760	S1276RTTO	Kit 4	181.12	217.34
1200 X 800	S128RTTO	Kit 4	191.98	230.38
1200 X 900	S129RTTO	Kit 4	206.05	247.26
1300 x 800	S138RTTO	Kit 3	267.43	320.91
1400 X 700	S147RTTO	Kit 3	275.44	330.53
1400 X 760	S1476RTTO	Kit 3	275.44	330.53
1400 X 800	S148RTTO	Kit 3	275.44	330.53
1400 X 900	S149RTTO	Kit 3	290.31	348.37
1500 X 700	S157RTTO	Kit 3	306.06	367.28
1500 X 760	S1576RTTO	Kit 3	323.16	387.79
1500 X 800	S158RTTO	Kit 3	323.16	387.79
1500 X 900	S159RTTO	Kit 3	340.16	408.20
1600 X 700	S167RTTO	Kit 3	360.60	432.72
1600 X 800	S168RTTO	Kit 3	360.60	432.72
1600 X 900	S169RTTO	Kit 3	378.62	454.34
1685 X 700	S177RTTO	Kit 3	390.64	468.76
1680 X 760	S1776RTTO	Kit 3	402.66	483.19
1700 X 800	S178RTTO	Kit 3	438.12	525.75
1700 X 900	S179RTTO	Kit 3	471.92	566.31
1800 X 800 NEW	S188RTTO	Kit 3	534.49	641.35

Please Note: The 1700 x 800, 1700 x 900 and 1800 x 800 trays have a centre waste

Square Tray

Waste needs to be ordered separately

Square Tray				
Tray Size	Order Code	Tray Panel Kit	Price £ Exc. VAT	Price £ Inc. VAT
760 x 760	S76SQTO	Kit 4	98.05	117.67
800 x 800	S80SQTO	Kit 4	109.86	131.83
900 x 900	S90SQTO	Kit 4	126.88	152.26

Square Tray Panel Kit – Including Legs				
Tray Size	Order Code	Tray Panel Kit	Price £ Exc. VAT	Price £ Inc. VAT
1200 x 900	DRK4	Kit 4	111.89	134.27

Rectangle Tray Panel Kits – Including Legs				
Tray Size	Order Code	Tray Panel Kit	Price £ Exc. VAT	Price £ Inc. VAT
1700 x 900	DRK3	Kit 3	111.89	134.27
1200 x 900	DRK4	Kit 4	111.89	134.27

Key Features

- 50mm high to achieve minimalist design
- 135mm high including tray panel set
- ABS acrylic sheets capped with an easy-clean surface that provides a chemical resistant, anti-bacterial solution due to its ultra-smooth, non-porous surface. Available as low level or with tray panel kits for easy installation
- 10 year guarantee*

*This guarantee covers manufacturing defects only



TOUCHSTONE

Quadrant Tray

Waste needs to be ordered separately

Quadrant Tray				
Tray Size	Order Code	Tray Panel Kit	Price £ Exc. VAT	Price £ Inc. VAT
800	S80QTO	Kit 2	120.20	144.24
900	S90QTO	Kit 2	134.35	161.22

Quadrant Tray Panel Kits – Including Legs				
Tray Size	Order Code	Tray Panel Kit	Price £ Exc. VAT	Price £ Inc. VAT
900	DRK2	Kit 2	111.89	134.27

Waste Complete Only				
	Order Code	Price £ Exc. VAT	Price £ Inc. VAT	
Waste complete	DWAS	32.52	39.02	



Graduated adjustable leg and easy-fit tray panel kit.



TOUCHSTONE

Tray shown as Right Hand

Offset Quadrant Tray

Waste needs to be ordered separately

Offset Quadrant Tray				
Tray Size	Order Code	Tray Panel Kit	Price £ Exc. VAT	Price £ Inc. VAT
Right Hand				
1000 x 800	S108QRTO	Kit 1	182.37	218.84
1200 x 800	S128QRTO	Kit 1	191.98	230.38
1200 x 900	S129QRTO	Kit 1	226.53	271.84
Left Hand				
1000 x 800	S108QLTO	Kit 1	182.37	218.84
1200 x 800	S128QLTO	Kit 1	191.98	230.38
1200 x 900	S129QLTO	Kit 1	226.53	271.84

This product is handed – please choose L for Left or R for Right when ordering.

Offset Quadrant Tray Panel Kit – Including Legs				
Tray Size	Order Code	Tray Panel Kit	Price £ Exc. VAT	Price £ Inc. VAT
1200 x 900	DRK1	Kit 1	111.89	134.27



Graduated adjustable leg system.



90mm fast flow waste, includes hair trap and chrome cover.

Bath screens



Fixed Square

Size (WxH)	Panels	Order Code	Price £ Ex. VAT	Price £ Inc. VAT
800 x 1500	1	MB0	142.79	171.35

Key Features

- Fixed frameless screen
- 6mm toughened safety glass
- Reversible
- Lifetime guarantee



Single Curved

Size (WxH)	Panels	Order Code	Price £ Ex. VAT	Price £ Inc. VAT
800 x 1500	1	MB1	194.88	233.86

Key Features

- Frameless curved screen
- 6mm toughened safety glass
- Reversible
- Lifetime guarantee
- Door swing - 90 degrees in and out



Single Square

Size (WxH)	Panels	Order Code	Price £ Ex. VAT	Price £ Inc. VAT
800 x 1500	1	MB2	230.54	276.65

Key Features

- Frameless screen
- 6mm toughened safety glass
- Merishield Stayclear
- Reversible
- Lifetime guarantee
- Door swing - 90 degrees in and out



Square Single Panel

Size (WxH)	Panels	Order Code	Price £ Ex. VAT	Price £ Inc. VAT
800 x 1500	1	MB2T	289.55	347.46

Key Features

- Frameless 6mm toughened safety glass
- Mersefield Stayclear
- Includes towel rail
- HydraSeal sealant
- Reversible
- Lifetime guarantee
- Door swing - 90 degrees in and out



2 Panel Folding Curved

Size (WxH)	Panels	Order Code	Price £ Ex. VAT	Price £ Inc. VAT
900 x 1500	2	MB3A	322.04	386.45

Key Features

- Frameless screen
- 6mm toughened safety glass
- Reversible
- Lifetime guarantee
- Door swing - 90 degrees in and out



2 Panel Folding Square

Size (WxH)	Panels	Order Code	Price £ Ex. VAT	Price £ Inc. VAT
900 x 1500	2	MB3B	322.04	386.45

Key Features

- Frameless screen
- 6mm toughened safety glass
- Reversible
- Lifetime guarantee
- Door swing - 90 degrees in and out



2 Panel Hinged

Size (WxH)	Panels	Order Code	Price £ Ex. VAT	Price £ Inc. VAT
900 x 1500	2	MB3C	322.04	386.45

Key Features

- Frameless 6mm toughened safety glass
- HydraSeal sealant
- Reversible
- Lifetime guarantee
- Door swing - 90 degrees in and out

MB4 Bathscreen



4 Panel Fold

Size (WxH)	Panels	Order Code	Price £ Ex. VAT	Price £ Inc. VAT
850 x 1400	4	MB4	382.56	459.08

Key Features

- 4mm toughened safety glass
- Mershield Stayclear
- Reversible
- Easy storage
- Lifetime guarantee

MB13 Bathscreen



2 Panel Folding

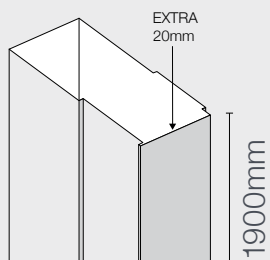
Size (WxH)	Panels	Order Code	Price £ Ex. VAT	Price £ Inc. VAT
1100 x 1500	2	MB13	504.49	605.38

Key Features

- Frameless 6mm toughened safety glass
- Mershield Stayclear
- Reversible
- Lifetime guarantee
- Door swing - 180 degrees inwards only

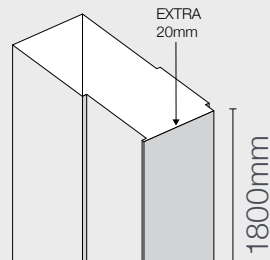
MBOX Extension Profiles

1900mm high
Extension profile



Order Code	Price £ Ex. VAT	Price £ Inc. VAT
A0214B0	57.63	69.16

1800mm high
Extension profile



Order Code	Price £ Ex. VAT	Price £ Inc. VAT
MBEXT1800	53.78	64.54

MERLYN

EASY-FIT

Fitting Steps

*Easy-Fit
profile*

1

REMOVE THE
OLD PROFILE



2

POSITION THE
EASY-FIT PROFILE
ON THE WALL

*Slide bracket
up and down to
align with hole*



3

ADJUST THE
BRACKETS TO
ALIGN TO THE
EXISTING HOLES
AND FIX IN
POSITION



MB1
Bathscreen



Single Curved

Single Curved				
Size	Panel	Order Code	Price £ Exc. VAT	Price £ Inc. VAT
800 x 1500	1	MB1FLEX	249.38	299.25

Key Features

- Lifetime guarantee
- 6mm toughened safety glass
- HydraSeal sealant
- Door swing - 90 degrees in and out

MB2
Bathscreen



Single Square

Single Square				
Size	Panel	Order Code	Price £ Exc. VAT	Price £ Inc. VAT
800 x 1500	1	MB2FLEX	283.63	340.36

Key Features

- Lifetime guarantee
- 6mm toughened safety glass
- Merishield stayclear
- HydraSeal sealant
- Door swing - 90 degrees in and out

MB3
Bathscreen



2 Panel Curved

2 Panel Curved				
Size	Panel	Order Code	Price £ Exc. VAT	Price £ Inc. VAT
1150 x 1500	2	MB3FLEX	585.77	702.92

Key Features

- Lifetime guarantee
- 6mm toughened safety glass
- HydraSeal sealant
- Includes towel rail
- Door swing - 90 degrees in and out

MB3a
Bathscreen



2 Panel Folding Curved

2 Panel Folding Curved				
Size	Panel	Order Code	Price £ Exc. VAT	Price £ Inc. VAT
900 x 1500	2	MB3AFLEX	371.59	445.91

Key Features

- Lifetime guarantee
- 6mm toughened safety glass
- HydraSeal sealant
- Door swing - 90 degrees in and out

MB3b
Bathscreen



2 Panel Folding Square

2 Panel Folding Square				
Size	Panel	Order Code	Price £ Exc. VAT	Price £ Inc. VAT
900 x 1500	2	MB3BFLEX	371.59	445.91

Key Features

- Lifetime guarantee
- 6mm toughened safety glass
- HydraSeal sealant
- Door swing - 90 degrees in and out

MB3c
Bathscreen



2 Panel Hinged

2 Panel Hinged				
Size	Panel	Order Code	Price £ Exc. VAT	Price £ Inc. VAT
900 x 1500	2	MB3CFLEX	371.59	445.91

Key Features

- Lifetime guarantee
- 6mm toughened safety glass
- HydraSeal sealant
- Door swing - 90 degrees in and out

Information and Maintenance

Always read the instructions on the packaging, chrome is vulnerable to acid attack. Strong household cleaners including strong disinfectants, denture cleaners, hair dyes, wine making chemicals and photographic chemicals may contain acid. These materials may have a varying effect on the surface from black spots/streaks (which cannot be removed) to pitting on the surface. Contact with these materials should be avoided.

Important shower tray information

Although shower door and enclosure sizes are related to tray sizes it is important to note that most shower trays are tiled down to the rim, often over an “up-stand”. The finished installation space may be less than the nominal tray size.

Dimensions given in this publication are in millimetres, are approximate and may vary with adjustment. They are subject to change without notice.

Please note that when a tray is fitted it is essential that the tray is level before any doors or enclosures are fitted.

Please Note

Prices are correct at time of print August 2021. E&OE. Due to circumstances beyond our control, prices may be altered including changes to the rate of VAT. Due to our policy of continuous improvement, we reserve the right to amend prices, specifications and designs without prior notice. Images are for illustrative purposes only.



The UKCA (UK Conformity Assessment) mark on MERLYN enclosures is the new standard marking for products on the market in Great Britain (England, Wales and Scotland). It is a declaration that the product complies with GB designated standards.

The CE markings on MERLYN enclosures is a declaration that the product complies with the essential requirements of the relevant European health, safety and environmental protection legislation.

EU and GB legislation requires manufacturers to display either the UKCA mark for Great Britain and a CE mark for the EU and Northern Ireland on their product or packaging. It is an offence to place a product on the relevant market without a UKCA for Great Britain or CE marking for the EU market.

The UKCA marking came into effect on 1st January 2021. However, to allow businesses time to adjust to the new requirements, CE marking can still be used in GB until 1st January 2022.

The manufacturer is legally responsible for ensuring that the product conforms to the requirements of both directives.

The European Commission thus refers to the CE marking as a “Passport” which allows products to be freely circulated within the EU single market. The UKCA marking allows products to move freely within Great Britain.

Often consumers will consider the UKCA and CE markings on a product as an indication of conformance to laid down minimum standards and therefore, a minimum level of safety which other products may lack. Both markings are often seen by consumers as a “Symbol of Safety.”

ISO Certification

MERLYN has implemented an Integrated Management System comprising of Quality Management, Environmental Management and Occupational Health and Safety Management. An Integrated Management System ensures the seamless integration of several different standards into a common system that meets the requirements of each of these standards. These certifications are proof of MERLYN’s credibility but also to instill confidence in our potential clients that MERLYN will keep its promises.



Product Information

All MBOX products are manufactured in accordance with EN 14428 and utilise toughened safety glass to EN 12150.

All doors feature adjustable wall profiles to compensate for out-of-true walls to obtain a perfect fit and operating action.

All enclosures are power shower approved – will retain water under normal showering conditions.

Water retention is maintained in all products under normal showering conditions.

Opened cartons cannot be returned. Returns carry a £40 box charge or £60 per unit. Returns over 30 days old will not be accepted.

All products are supplied complete with full installation instructions and the necessary fixings.

Check with your dealer for accurate matching of material samples.

Our policy of reviewing product design and development on a regular basis means Merlyn reserve the right to change product specifications and prices without notice.

Only shower enclosures, panels, trays and bath screens are covered by guarantees. Please contact the Merlyn sales team for more details.

Glass shattering and parts subject to wear are not covered by your guarantee.

Lifestyle images are for illustrated purposes only. The colours and finishes shown in the catalogue are as accurate as possible within the limits of the printing process. The positioning of all showering heads in the brochure is for illustrative purposes only.

All descriptions, specifications and particulars contained in this brochure are intended merely to represent a general idea of the products described herein and none of these form part of any contract to give rise to any independent or collateral liability upon the company.

Bath Screen Information

MBOX bath screens are not designed to fit on baths with stepped fronts, roll top rims or integral soap dishes. Fitting of screens on baths which have a raised head rest or shape is not recommended. Screens must not be impaired by bath handles.

There must be no items causing obstruction with the seal and bath, as any of the above may cause leaks.

When choosing your bath screen, please ensure that if your bath has bath handles, they do not interfere with the bath rim area where your screen will be placed.

When choosing an in-swing or folding bath screen, please ensure that your swing area is not interfering with any brassware or internal shower features. Similarly, when choosing an out-swing, please ensure that the out-swing area is free from any obstructions.

MBOX bath screens are suitable for standard pressure showers and are not recommended for use with power showers.

It is recommended that the shower head position is situated on the same wall to which the bath screen is fixed and in the centre of the shower area.

Adjustment

These are the minimum and maximum dimensions/adjustments of the enclosure itself - excluding the tray. Therefore, these are the dimensions to follow when installing an enclosure in a wetroom application without a tray.

Cleaning

It is important to clean your MBOX shower door after every use.

Wipe down all the glass and metal parts with a soft cloth.

Do not allow lime scale to build up in hard water areas.

Ensure that any residual water on the glass is removed after every use.

Clean the glass regularly using soapy water.

Do not use abrasive products on any surfaces.

Install the enclosure in a well ventilated area.

For more information on Mershield Stayclear glass please visit www.merlynshowering.com.

Notes

[illegible]

MERLYN™

Unit 8, Purcellsinch Industrial Estate, Dublin Road, Kilkenny, Ireland, R95 HP71.

T 0808 1011 429 / F 0808 1011 428

E sales@merlyn.ie / technical@merlyn.ie

www.merlynshowering.com



AUG 2021

MBOX
SHOWER ENCLOSURES

